

Community College Survey of Student Engagement - 2014 Cohort
2014 Means Report - Main Survey

[Weighted]


| | | 2014 Cohort | |
|--|----------|-------------|------|
| Item | Variable | N | Mean |
| Item 4: In your experiences at this college during the current school year, about how often have you done each of the following? | | | |
| 1 = Never, 2 = Sometimes, 3 = Often, 4 = Very often | | | |
| 4a. Asked questions in class or contributed to class discussions [ACTCOLL] | CLQUEST | 438,170 | 2.93 |
| 4b. Made a class presentation [ACTCOLL] | CLPRESEN | 436,721 | 2.15 |
| 4c. Prepared two or more drafts of a paper or assignment before turning it in [STUEFF] | REWROPAP | 434,957 | 2.52 |
| 4d. Worked on a paper or project that required integrating ideas or information from various sources [STUEFF] | INTEGRAT | 435,444 | 2.82 |
| 4e. Came to class without completing readings or assignments [STUEFF] | CLUNPREP | 434,511 | 1.82 |
| 4f. Worked with other students on projects during class [ACTCOLL] | CLASSGRP | 433,853 | 2.54 |
| 4g. Worked with classmates outside of class to prepare class assignments [ACTCOLL] | OCCGRP | 434,991 | 1.95 |
| 4h. Tutored or taught other students (paid or voluntary) [ACTCOLL] | TUTOR | 435,853 | 1.39 |
| 4i. Participated in a community-based project as a part of a regular course [ACTCOLL] | COMMPROJ | 434,042 | 1.34 |
| 4j. Used the Internet or instant messaging to work on an assignment | INTERNET | 433,931 | 3.06 |
| 4k. Used e-mail to communicate with an instructor [STUFAC] | EMAIL | 434,641 | 2.90 |
| 4l. Discussed grades or assignments with an instructor [STUFAC] | FACGRADE | 435,144 | 2.62 |
| 4m. Talked about career plans with an instructor or advisor [STUFAC] | FACPLANS | 434,223 | 2.13 |
| 4n. Discussed ideas from your readings or classes with instructors outside of class [STUFAC] | FACIDEAS | 433,598 | 1.79 |
| 4o. Received prompt feedback (written or oral) from instructors on your performance [STUFAC] | FACFEED | 434,340 | 2.73 |

Community College Survey of Student Engagement - 2014 Cohort

2014 Means Report - Main Survey




[Weighted]

| | | 2014 Cohort | |
|--|----------|-------------|------|
| Item | Variable | N | Mean |
| Item 4: In your experiences at this college during the current school year, about how often have you done each of the following? | | | |
| 1 = Never, 2 = Sometimes, 3 = Often, 4 = Very often | | | |
| 4p. Worked harder than you thought you could to meet an instructor's standards or expectations [ACCHALL] | WORKHARD | 434,685 | 2.63 |
| 4q. Worked with instructors on activities other than coursework [STUFAC] | FACOTH | 430,952 | 1.47 |
| 4r. Discussed ideas from your readings or classes with others outside of class (students, family members, co-workers, etc.) | | | |



Community College Survey of Student Engagement - 2014 Cohort
2014 Means Report - Main Survey

[Weighted]



Community College Survey of Student Engagement - 2014 Cohort

2014 Means Report - Main Survey

[Weighted]

| | | 2014 Cohort | |
|---|----------|-------------|------|
| Item | Variable | N | Mean |
| Item 10: About how many hours do you spend in a typical 7-day week doing each of the following? | | | |
| 0 = None, 1 = 1-5 hours, 2 = 6-10 hours, 3 = 11-20 hours, 4 = 21-30 hours, 5 = More than 30 hours | | | |
| 10a. Preparing for class (studying, reading, writing, rehearsing, doing homework, or other activities related to your program) [STUEFF] | ACADPR01 | 431,756 | 2.01 |
| 10b. Working for pay | PAYWORK | 430,453 | 2.83 |
| 10c. Participating in college-sponsored activities (organizations, campus publications, student government, intercollegiate or intramural sports, etc.) | COCURR01 | 430,652 | 0.31 |
| 10d. Providing care for dependents living with you (parents, children, spouse, etc.) | CAREDE01 | 429,786 | 1.74 |
| 10e. Commuting to and from classes | COMMUTE | 430,534 | 1.35 |
| Item 11: Mark the number that best represents the quality of your relationships with people at this college. | | | |
| 1 = Unfriendly, unsupportive, sense of alienation ... 7 = Friendly, supportive, sense of belonging | | | |
| 11a. Other students | ENVSTU | 432,039 | 5.46 |
| 11b. Instructors | ENVFAC | 432,095 | 5.70 |
| 11c. Administrative personnel and offices | ENVADM | 431,503 | 5.03 |
| Item 12: How much has your experience at this college contributed to your knowledge, skills, and personal development in the following areas? | | | |
| 1 = Very little, 2 = Some, 3 = Quite a bit, 4 = Very much | | | |
| 12a. Acquiring a broad general education | NGENLED | 430,648 | 3.00 |
| 12b. Acquiring job or work-related knowledge and skills | GNWORK | 429,995 | 2.60 |
| 12c. Writing clearly and effectively | GNWRITE | 430,207 | 2.79 |
| 12d. Speaking clearly and effectively | GNSPEAK | 430,018 | 2.72 |
| 12e. Thinking critically and analytically | GNANALY | 429,941 | 2.97 |

Community College Survey of Student Engagement - 2014 Cohort

2014 Means Report - Main Survey

[Weighted]

| | | 2014 Cohort | |
|---|----------|-------------|------|
| Item | Variable | N | Mean |
| Item 12: How much has your experience at this college contributed to your knowledge, skills, and personal development in the following areas? | | | |
| 1 = Very little, 2 = Some, 3 = Quite a bit, 4 = Very much | | | |
| 12f. Solving numerical problems | GNSOLVE | 429,551 | 2.70 |
| 12g. Using computing and information technology | GNCMPTS | 429,701 | 2.82 |
| 12h. Working effectively with others | GNOTHERS | 429,923 | 2.81 |
| 12i. Learning effectively on your own | GNINQ | 429,908 | 2.98 |
| 12j. Understanding yourself | GNSELF | 429,435 | 2.68 |
| 12k. Understanding people of other racial and ethnic backgrounds | GNDIVERS | 428,770 | 2.47 |
| 12l. Developing a personal code of values and ethics | GNETHICS | 428,904 | 2.47 |
| 12m. Contributing to the welfare of your community | GNCOMMUN | 428,202 | 2.09 |
| 12n. Developing clearer career goals | CARGOAL | 429,510 | 2.75 |
| 12o. Gaining information about career opportunities | GAINCAR | 430,205 | 2.62 |
| Item 13.1: How often do you use the following services at this college? | | | |
| 1 = Rarely/Never, 2 = Sometimes, 3 = Often (Don't know/N.A. category not included in means calculations) | | | |
| 13.1a. Academic advising/planning [SUPPORT] | USEACAD | 398,539 | 1.82 |
| 13.1b. Career counseling [SUPPORT] | USECACOU | 342,444 | 1.45 |
| 13.1c. Job placement assistance | USEJOBPL | 258,322 | 1.26 |
| 13.1d. Peer or other tutoring [STUEFF] | USETUTOR | 327,056 | 1.52 |

Community College Survey of Student Engagement - 2014 Cohort

2014 Means Report - Main Survey

[Weighted]

| | | 2014 Cohort | |
|--|----------|-------------|------|
| Item | Variable | N | Mean |
| Item 13.1: How often do you use the following services at this college? | | | |
| 1 = Rarely/Never, 2 = Sometimes, 3 = Often (Don't know/N.A. category not included in means calculations) | | | |
| 13.1e. Skill labs (writing, math, etc.) [STUEFF] | USELAB | 337,943 | 1.76 |
| 13.1f. Child care | USECHLD | 186,032 | 1.18 |
| 13.1g. Financial aid advising | USEFAADV | 352,766 | 1.88 |
| 13.1h. Computer lab [STUEFF] | USECOMLB | 373,830 | 2.07 |
| 13.1i. Student organizations | USESTORG | 280,302 | 1.39 |
| 13.1j. Transfer credit assistance | USETRCRD | 282,787 | 1.54 |
| 13.1k. Services to students with disabilities | USEDISAB | 189,178 | 1.32 |
| Item 13.2: How satisfied are you with the following services at this college? | | | |
| 1 = Not at all, 2 = Somewhat, 3 = Very (N.A. category not included in means calculations) | | | |
| 13.2a. Academic advising/planning | SATACAD | 357,597 | 2.26 |
| 13.2b. Career counseling | SATCACOU | 246,967 | 2.08 |
| 13.2c. Job placement assistance | SATJOBPL | 161,697 | 1.85 |
| 13.2d. Peer or other tutoring | SATTUTOR | 229,581 | 2.22 |
| 13.2e. Skill labs (writing, math, etc.) | SATLAB | 254,083 | 2.30 |
| 13.2f. Child care | SATCHLD | 91,629 | 1.79 |
| 13.2g. Financial aid advising | SATFAADV | 299,760 | 2.25 |

**Community College Survey of Student Engagement - 2014 Cohort
2014 Means Report - Main Survey**

[Weighted]

| | | 2014 Cohort | |
|--|----------|-------------|------|
| Item | Variable | N | Mean |
| Item 13.2: How satisfied are you with the following services at this college? | | | |
| 1 = Not at all, 2 = Somewhat, 3 = Very (N.A. category not included in means calculations) | | | |
| 13.2h. Computer lab | SATCOMLB | 327,500 | 2.50 |
| 13.2i. Student organizations | SATSTORG | 183,429 | 2.04 |
| 13.2j. Transfer credit assistance | SATTRCRD | 208,833 | 2.09 |
| 13.2k. Services to students with disabilities | SATDISAB | 111,292 | 2.07 |
| Item 13.3: How important are the following services to you at this college? | | | |
| 1 = Not at all, 2 = Somewhat, 3 = Very | | | |
| 13.3a. Academic advising/planning | IMPACAD | 411,279 | 2.57 |
| 13.3b. Career counseling | IMPCACOU | 406,366 | 2.32 |
| 13.3c. Job placement assistance | IMPJOBPL | 401,853 | 2.09 |
| 13.3d. Peer or other 7BT /TT4 6.79 Tf 92.64 237.v28 247.68 nT2 0.52 0.502 RG 0.48 w 1 J 1 j 88.32 247.2 396.48 0.48 re B*88.32 224.64 0.48 23.04 re B*0.000 0.000 0.000 rg 0.000 0.000 0.000 RG 0.48 w 1 1 TUTOR/TT4 6.7 | | | |

Community College Survey of Student Engagement - 2014 Cohort

2014 Means Report - Main Survey

[Weighted]

| | | 2014 Cohort | |
|---|----------|-------------|------|
| Item | Variable | N | Mean |
| Item 13.3: How important are the following services to you at this college? | | | |
| 1 = Not at all, 2 = Somewhat, 3 = Very | | | |
| 13.3k. Services to students with disabilities | IMPDISAB | 400,512 | 2.06 |
| Item 14: How likely is it that the following issues would cause you to withdraw from class or from this college? | | | |
| 1 = Not likely, 2 = Somewhat likely, 3 = Likely, 4 = Very likely | | | |
| 14a. Working full-time | WRKFULL | 429,882 | 2.22 |
| 14b. Caring for dependents | CAREDEP | 428,837 | 1.92 |
| 14c. Academically unprepared | ACADUNP | 427,517 | 1.70 |
| 14d. Lack of finances | LACKFIN | 428,568 | 2.47 |
| 14e. Transfer to a 4-year college or university | TRANSFER | 428,941 | 2.43 |
| Item 15 | | | |
| 1 = Not very, 2 = Somewhat, 3 = Quite a bit, 4 = Extremely | | | |
| 15. How supportive are your friends of your attending this college? | FRNDSUPP | 430,391 | 3.24 |
| Item 16 | | | |
| 1 = Not very, 2 = Somewhat, 3 = Quite a bit, 4 = Extremely | | | |
| 16. How supportive is your immediate family of your attending this college? | FAMSUPP | 429,034 | 3.50 |
| Item 23 | | | |
| 0 = None, 1 = 1-14 credits, 2 = 15-29 credits, 3 = 30-44 credits, 4 = 45-60 credits, 5 = Over 60 credits | | | |
| 23. How many total credit hours have you earned at this college, not counting the courses you are currently taking this term? | TOTCHRS | 427,489 | 2.13 |

Community College Survey of Student Engagement - 2014 Cohort
2014 Means Report - Main Survey

[Weighted]

| | | 2014 Cohort | |
|--|----------|-------------|------|
| Item | Variable | N | Mean |
| Item 25 | | | |
| 1 = None, 2 = 1 class, 3 = 2 classes, 4 = 3 classes, 5 = 4 classes or more credits | | | |
| 25. How many classes are you presently taking at other institutions? | OTHINST | 430,509 | 1.41 |
| Item 27 | | | |
| 1 = Poor, 2 = Fair, 3 = Good, 4 = Excellent | | | |
| 27. How would you evaluate your entire educational experience at this college? | ENTIREXP | 430,522 | 3.14 |